

Use the smallest side of the substrate to determine the correct chuck to use. The correct chuck can be chosen if the smallest side falls into the gray shaded area.




**1/8" Chuck**  
Part# 902464  
For pieces 1/8" - 3/8" (3mm-10mm)



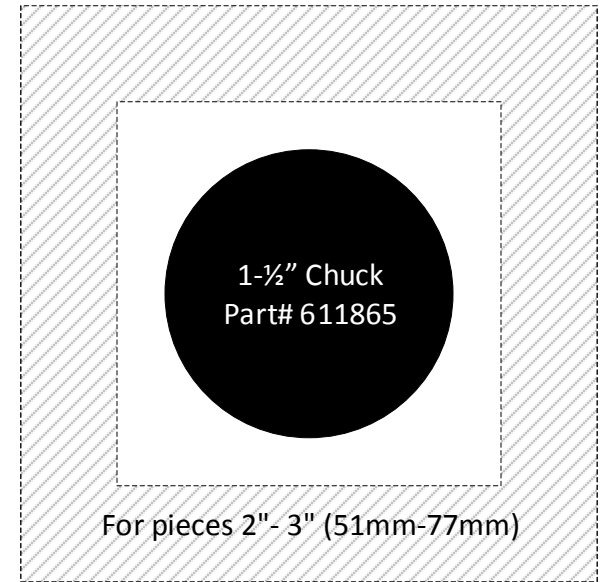
**4" Chuck**  
Part# 902877  
For 150mm and 200mm Wafers




**3/4" Chuck**  
Part# 902467  
For pieces 1" - 2"  
(25mm-51mm)



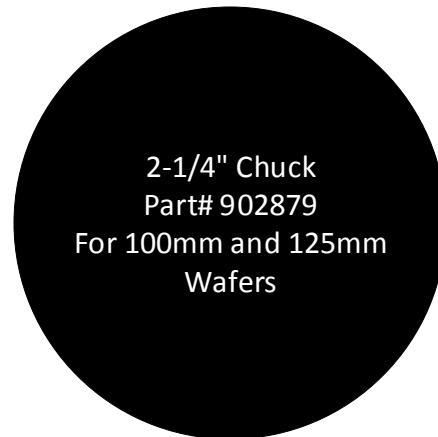
**5/16" Chuck**  
Part# 902465  
For pieces 3/8" - 3/4" (10mm-19mm)



**1-1/2" Chuck**  
Part# 611865  
For pieces 2" - 3" (51mm-77mm)



**1/2" Chuck, Part# 902466**  
For pieces 3/4" - 1-1/2" (19mm-38mm)



**2-1/4" Chuck**  
Part# 902879  
For 100mm and 125mm  
Wafers



**Chuck Base**  
Part# 902463  
For Chucks <2"



**Spare O-Rings**  
Part# 902902